



Tasmanian Government Pre-Parliament Poll 2025

Report

August 2025

RESEARCH METHODOLOGY

- An online survey was conducted among Tasmanians aged 18+ between the 12th and 14th of August 2025.
- In total, **n=503** participants took part.
- Quotas and weighting were used in order for the sample to be representative by age group, gender, region, electorate and education.
- The aggregate results are accurate to a maximum margin of error of $\pm 4.37\%$ (95% confidence, simple random sample); sub samples are subject to larger margins of error.

The survey was implemented according to ISO 20252:2019 standards, certificate number 888027.

RESEARCH SAMPLE PROFILE

Gender	%	Number
Male	46%	231
Female	53%	269
Non-binary / Other	1%	3
Prefer not to say	0%	0
TOTAL RESPONDENTS	100%	503

Age Group	%*	Number
18 to 34 years	21%	108
35 to 54 years	32%	160
55 to 69 years	28%	142
70 years or over	18%	93
TOTAL RESPONDENTS	100%	503

Tasmanian Region	%	Number
Hobart and South-East	52%	261
Launceston and North East	27%	136
West and North West	21%	106
TOTAL RESPONDENTS	100%	503

Electorate	%	Number
Bass	18%	91
Braddon	20%	99
Clark	22%	113
Franklin	21%	106
Lyons	19%	94
TOTAL RESPONDENTS	100%	503

Education	%*	Number
No qualifications	1%	7
Apprenticeship	4%	20
Secondary school	16%	80
Diploma or workplace qualification	35%	177
Undergraduate or postgraduate university degree	44%	219
TOTAL RESPONDENTS	100%	503

NOTE: In accordance with the specifications of the research: The percentage figures tabled here are unweighted.

This survey was conducted to the market and social research ISO20252:2019 standard

* Percentages may not sum to 100 due to rounding.

RESEARCH SAMPLE PROFILE (Continued) (2)

Household Status	%	Number
Single person household	22%	110
Single parent household	4%	21
Couple with no children at home	39%	194
Couple with one or more children at home	27%	134
Shared household	9%	44
TOTAL RESPONDENTS	100%	503

Employment	%	Number
Employed full-time or self-employed	43%	218
Employed on a part-time basis	15%	76
Engaged in home duties	3%	17
Retired or on a pension	32%	160
Unemployed	3%	17
A student	3%	15
TOTAL RESPONDENTS	100%	503

Past Vote	%	Number
The Liberal Party	31%	157
The Labor Party	23%	115
The Greens	17%	84
The National Party (only in Bass, Braddon and Lyons)	1%	3
The Shooters, Fishers & Farmers (only in Bass, Braddon and Lyons)	2%	9
An Independent	23%	115
Unsure/ Can't Remember	1%	4
Prefer not to answer	2%	11
Did not vote/ was not eligible to vote	1%	5
TOTAL RESPONDENTS	100%	503

NOTE: In accordance with the specifications of the research: The percentage figures tabled here are unweighted.

This survey was conducted to the market and social research ISO20252:2019 standard

* Percentages may not sum to 100 due to rounding.

When respondents were asked about whether they supported Dean Winter’s plan to put forward a motion of no confidence in Liberal Premier Jeremy Rockliff when Parliament returns on Tuesday 19 August, taking into account the “unsure” respondents, just under half (49%) were *more likely* to indicate they opposed this idea, while just over one-third (35%) were *likely* to support this. Without the unsure respondents’ data included, 59% were *more likely* to oppose and 41% *more likely* to support this idea.

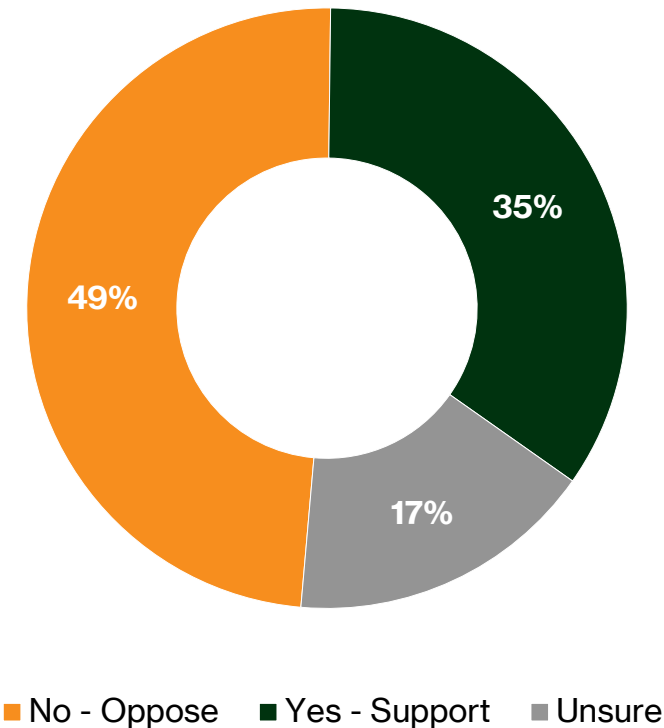
Respondents who were *more likely* to support this included: respondents with an undergraduate or postgraduate university degree; those who previously voted for the Labor party (63%) , an independent (50%), or the Greens (49%).

Those who previously voted for the Liberals were *more likely* to oppose this (93%).

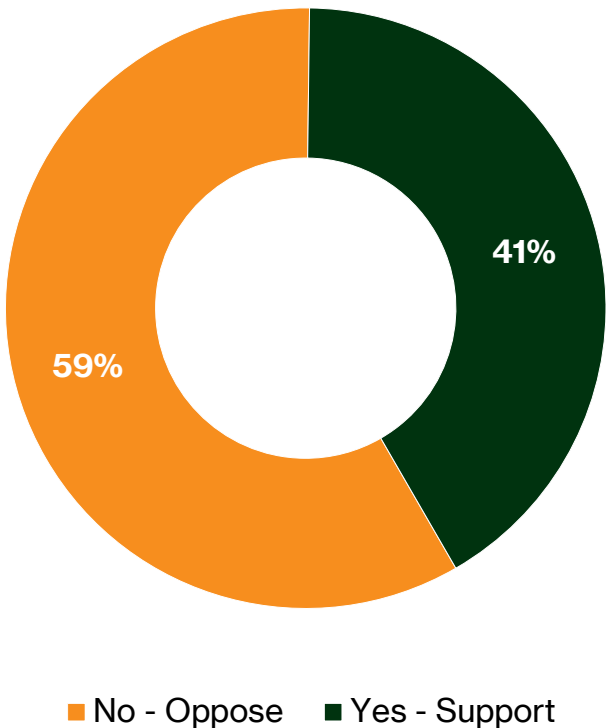
Females (22%) and those who had previously voted for the Greens (33%) were *more likely* to be unsure.

No Confidence Motion

No Confidence (including Unsure)



No Confidence (excluding Unsure)



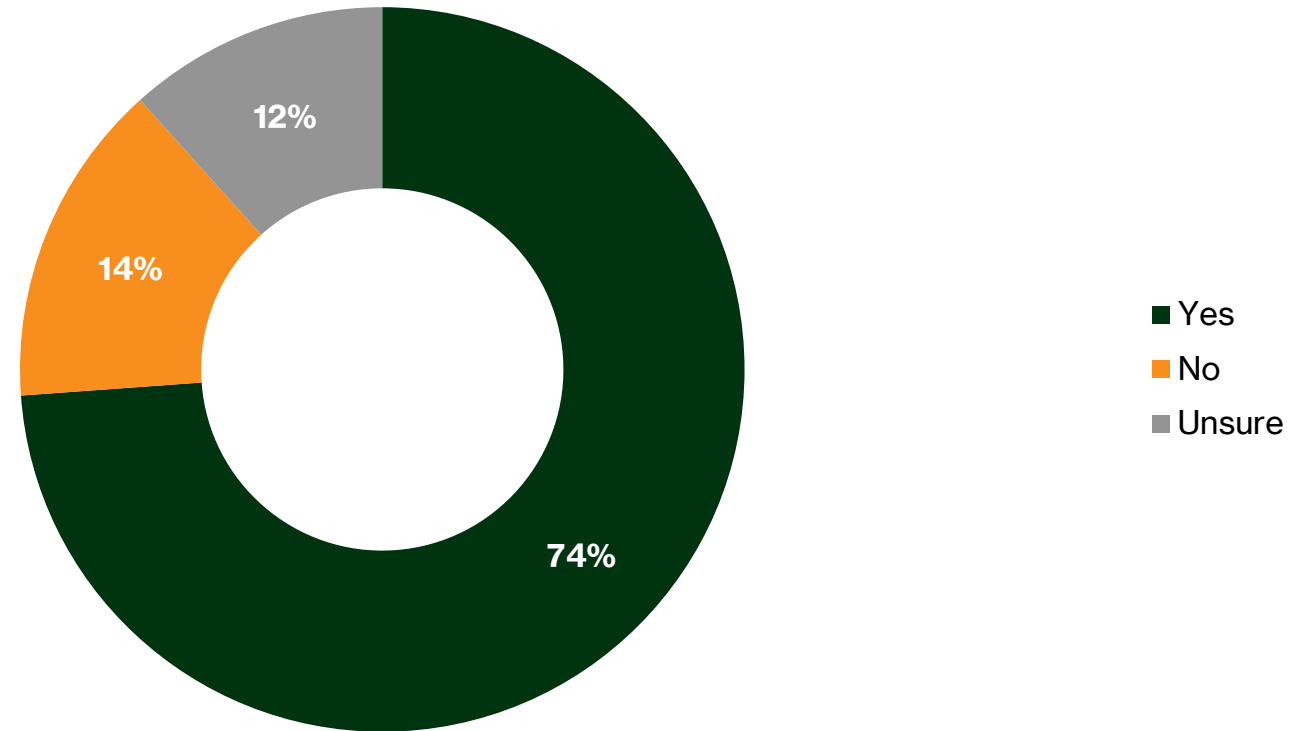
Q. Labor leader Dean Winter has said there will be a motion of no confidence in Liberal Premier Jeremy Rockliff when Parliament returns on Tuesday 19 August. If successful, this would change the government from Liberal minority to Labor minority.
Base: All respondents (n=503)

*Charts may not equal 100 percent due to rounding.

Greyhound Racing Phaseout Support

Nearly three-quarters (74%) of respondents were *more likely* to support the phase out of greyhound racing. This was particularly true for those with an undergraduate or postgraduate university degree (86%) and residents of Hobart and the south-east (81%).

Males (22%) were *more likely* to not support this idea, while females (16%) were *more likely* to be unsure.

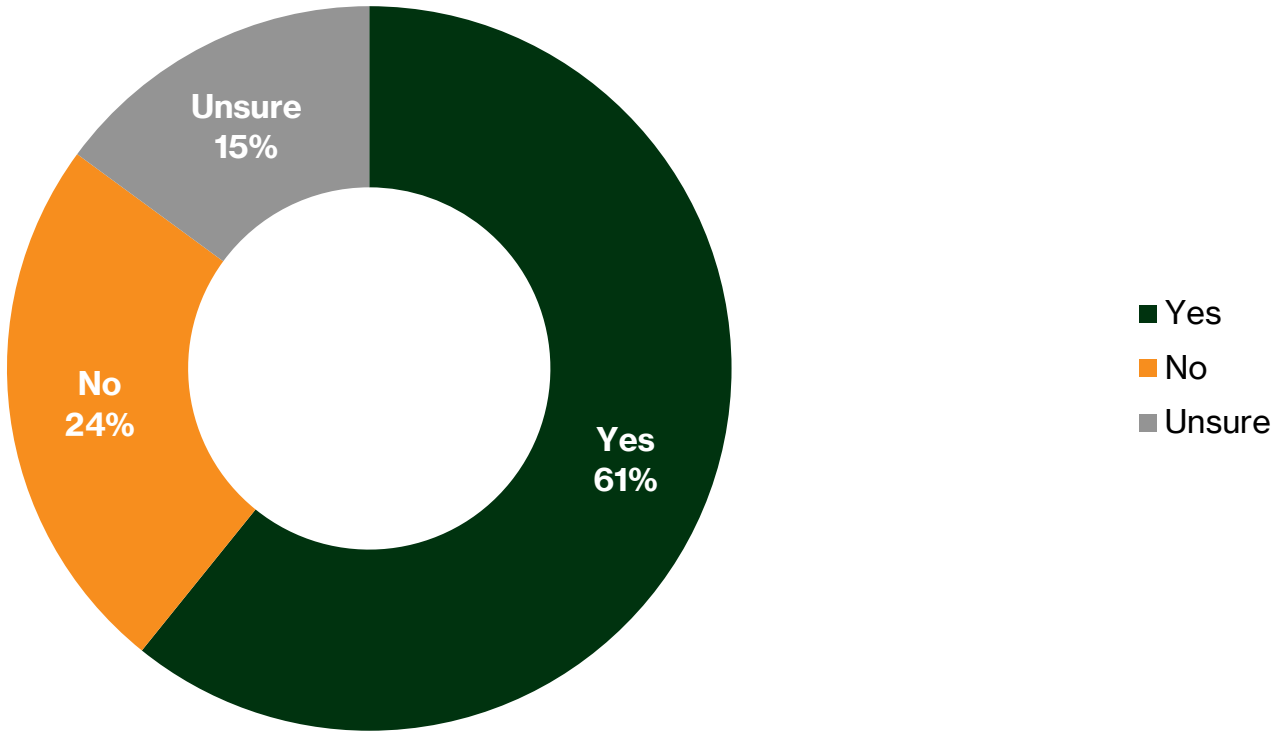


Q. Do you support the Liberals' plan to phase out greyhound racing by 2029?
Base: All respondents (n=503)

Over three-fifths (61%) of respondents were *more likely* to support the Liberals' abandoning their proposal to open up 40,000 hectares of native forest to harvesting. This was particularly true for those with an undergraduate or postgraduate university degree (73%).

Males (30%) were *more likely* to not support this idea, while females (22%) were *more likely* to be unsure.

Abandoning Opening Native Forest for Harvesting Support



Q. Do you support the Liberals' abandoning their proposal to open up 40,000 hectares of native forest to harvesting?
Base: All respondents (n=503)

*Charts may not equal 100 percent due to rounding.

When asked who would make the best Treasurer, two-fifths (40%) of respondents were *more likely* to recommend Ruth Forrest, followed by Eric Abetz (25%), Guy Barnett (15%) and Josh Willie (10%).

Respondents were *more likely* to recommend Ruth Forrest for Treasurer included those with an undergraduate or postgraduate university degree (57%); respondents who previously voted for the Greens (68%) or an independent (66%); and those aged 70 or older (56%).

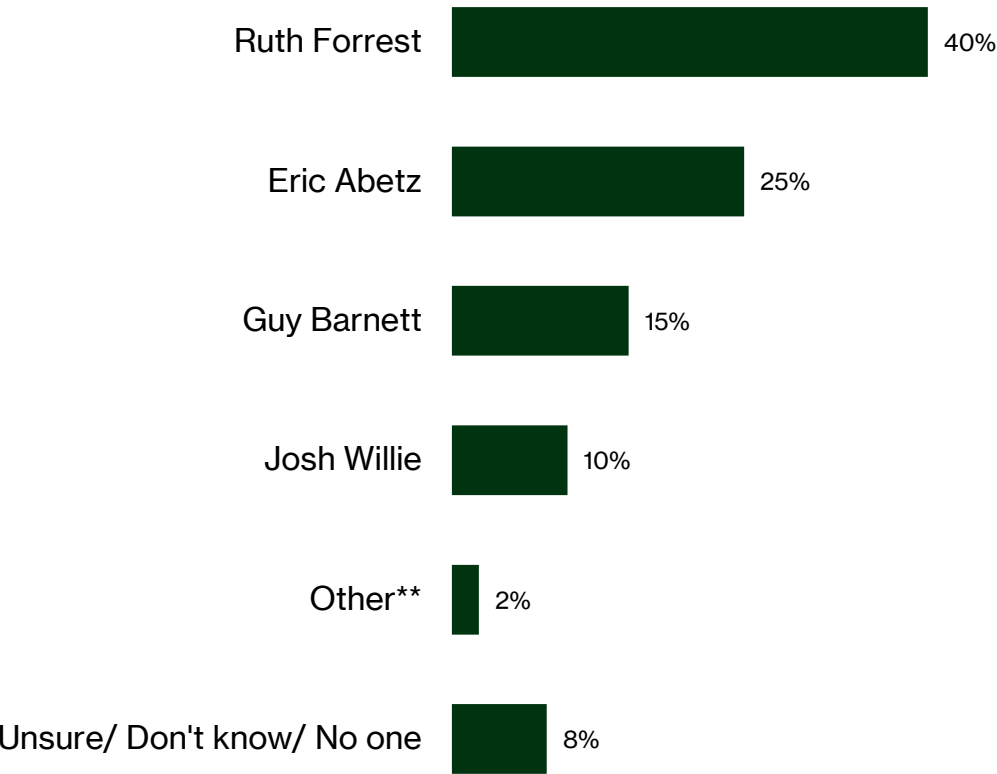
Respondents who had previously voted for the Liberals were *more likely* to recommend Eric Abetz (53%).

Residents of Hobart and the south-east (15%) are *more likely* to recommend Josh Willie as Treasurer.

******Other includes Peter George (1%); David O'Byrne, Rosalie Woodruff (n=2 each); Bridget Archer, Carlo DiFalco, Casey Farrell, Kristie Johnston, Gavin Pearce, Meg Webb (n=1 each).

*****Charts may not equal 100 percent due to rounding.
†Results must be regarded as indicative only due to the small sample size.

Treasurer Recommendation



Q. Who do you think would make the best Treasurer?
Base: All respondents (n=503)

Budget Repair Support

Over three-fifths (61%) were more likely to support on some level, the idea of a hiring freeze on non-essential public service positions and finding efficiencies within the public service.

The support included respondents who previously voted for the Liberals (76%) and those aged 55 to 69 (73%). Males (37%) were more likely to strongly support this idea.

Over half (56%) of respondents were more likely to support on some level, abandoning the Macquarie Point Stadium.

Respondents who supported this on some level included those retired or on a pension (68%), respondents with an undergraduate or postgraduate university degree (69%); those who previously voted for the Greens (83%) or an independent (88%); and respondents aged 70 or older (74%).

Males (42%) were more likely to oppose this idea on some level.


Hiring freeze on non-essential public service positions and finding efficiencies within the public service



Abandoning the Macquarie Point Stadium



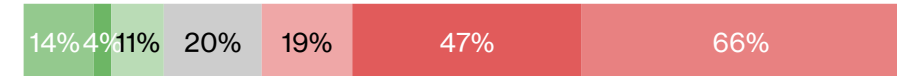
Increasing taxes



Cutting government services



Privatising government assets



■ NET Support

■ Strongly support

■ Somewhat support

■ Neither support or oppose

■ Somewhat oppose

■ Strongly oppose

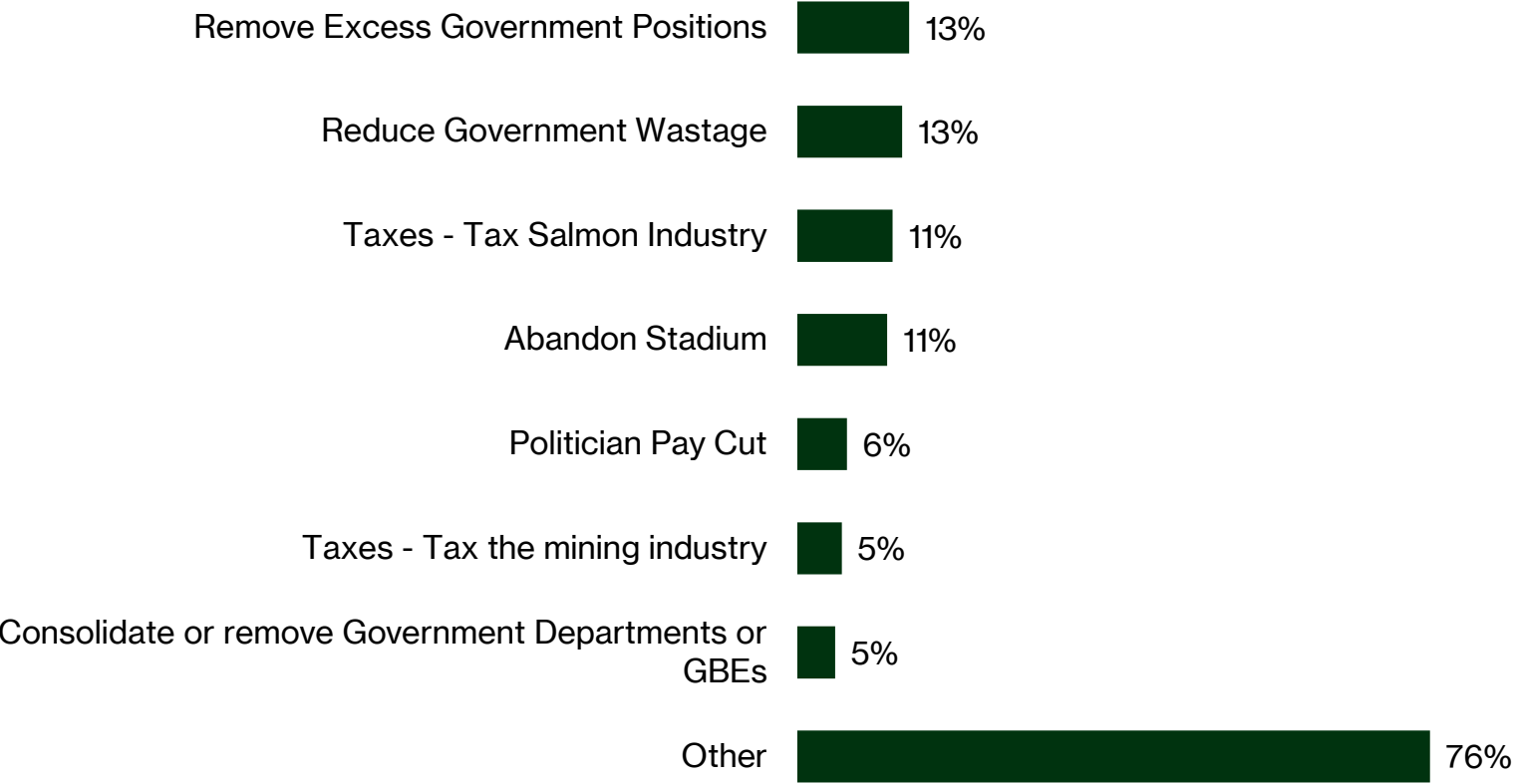
■ NET Oppose

Q. Thinking now of the State Budget and the need for repair to what extent do you support or oppose the following?
Base: All respondents (n=503)

Of the 36% who indicated they had other ideas for budget repair; there were many one-off suggestions combined into “other” (76%).

The top categories included: “remove excess government positions” and “reduce government wastage” (13% each), “taxes (in particular, the tax salmon industry)” and “abandon stadium” (11% each); “politician pay cut” (6%); and “taxes – (in particular, tax the mining industry)” and “consolidate or remove government departments or GBEs” (5% each).

Budget Repair – Other Ideas†



*Charts do not equal 100 percent due to multiple responses.
†Results must be regarded as indicative only due to the small sample size.

Q. Do you have any other ideas to repair the State Budget?
Q. What are they?
Base: All respondents who had other ideas to repair the State Budget (n=187)



EMRS PROJECT ID 202508-01
REPORT VERSION: 1
This report has been prepared by
Enterprise Marketing and Research Services
60 Main Road, Moonah TAS 7009

All enquiries should be addressed to:

Phone: (03) 6211 1222

Fax: (03) 6211 1219

E-mail: enquiries@emrs.com.au

Post: PO Box 402, Moonah TAS 7009



Enterprise Marketing and Research Services (EMRS). | ABN 29 009 546 561

Confidential/ Disclaimer

Notice: The information contained herein is confidential and has been supplied under a confidentiality agreement. If you are not authorised to view or to be in possession of this document you are hereby notified that any dissemination, distribution or duplication of this document is expressly prohibited. If you receive this document in error, please notify Enterprise Marketing and Research Services (EMRS) immediately on +61 3 6211 1222.

Limitations/ Liability

While all care and diligence has been exercised in the preparation of this report, EMRS does not warrant the accuracy of the information contained within and accepts no liability for any loss or damage that may be suffered as a result of reliance on this information, whether or not there has been any error, omission or negligence on the part of EMRS or its employees.

The research complies with the EMRS Quality System, certified to ISO 20252:2019, the international standard for Social and Market Research, certificate number 888027.



emrs.com.au