



EMRS State Voting Intentions Poll – Report

February 2026



EMRS State Voting Intentions Poll – Omnibus February 2026

REPORT VERSION: 1

This report has been prepared by
Enterprise Marketing and Research Services
60 Main Road, Moonah TAS 7009

All enquiries should be addressed to:
Phone: (03) 6211 1222
E-mail: enquiries@emrs.com.au
Post: PO Box 402, Moonah TAS 7009



The current survey was conducted from the 16th to the 19th of November 2025.

1,000 Tasmanian registered voters were interviewed, and responses weighted to reflect the Tasmanian adult voting population.

A sample of this size provides a maximum margin of error of +/- 3.10 percentage points at the 95% confidence level.

Enterprise Marketing and Research Services (EMRS). | ABN 29 009 546 561

Confidential/ Disclaimer

Notice: The information contained herein is confidential and has been supplied under a confidentiality agreement. If you are not authorised to view or to be in possession of this document you are hereby notified that any dissemination, distribution or duplication of this document is expressly prohibited. If you receive this document in error, please notify Enterprise Marketing and Research Services (EMRS) immediately on +61 3 6211 1222.

Limitations/ Liability

While all care and diligence has been exercised in the preparation of this report, EMRS does not warrant the accuracy of the information contained within and accepts no liability for any loss or damage that may be suffered as a result of reliance on this information, whether or not there has been any error, omission or negligence on the part of EMRS or its employees.

The research complies with the EMRS Quality System, certified to ISO 20252:2019, the international standard for Social and Market Research, certificate number 888027.

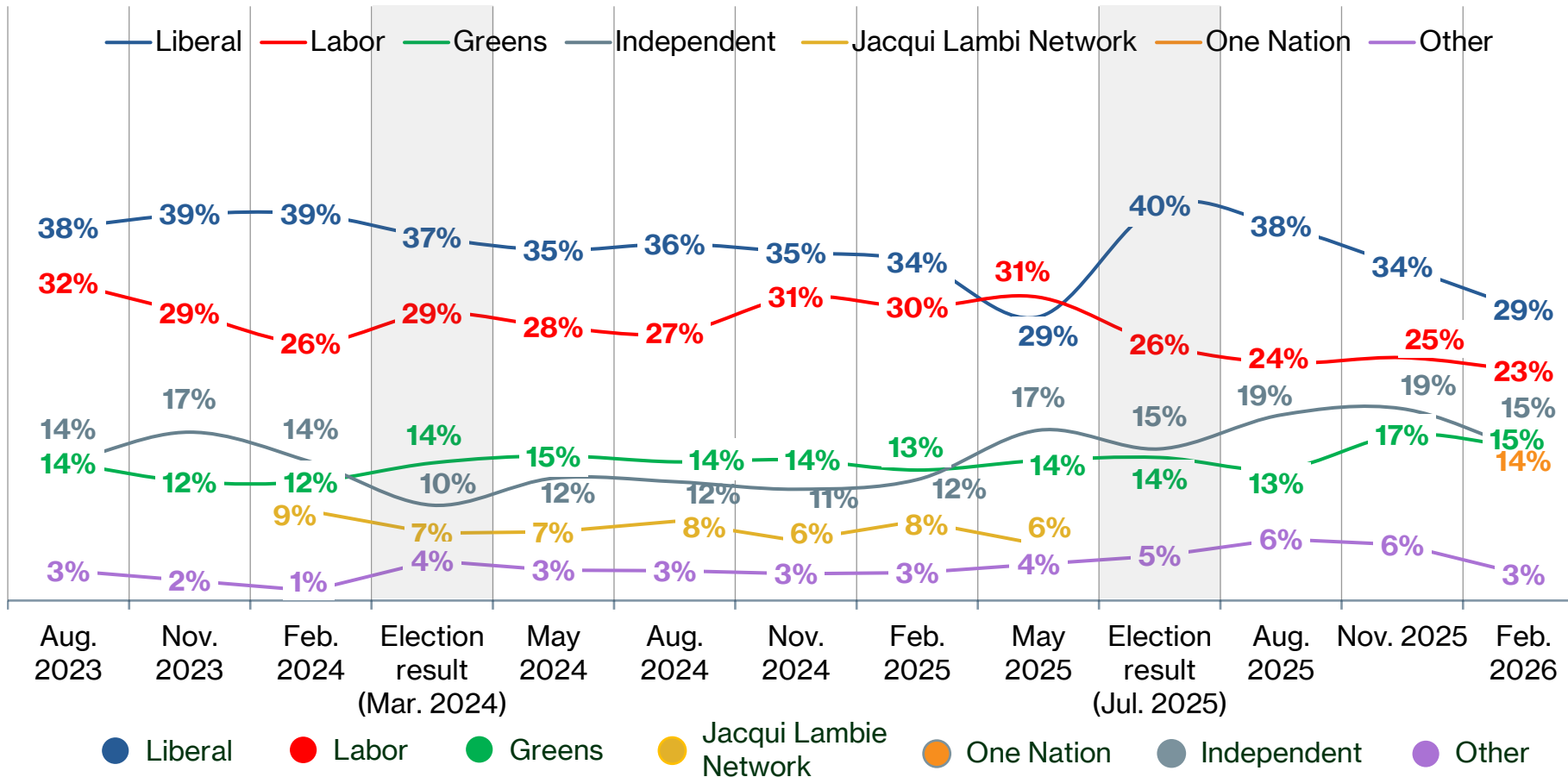
METHODOLOGY

- For the Omnibus surveys done by EMRS, 1000 Tasmanians are polled each quarter via an interviewer led questionnaire conducted with Computer Assisted Telephone Interviewing (CATI) and online via Computer Assisted Web Interviewing (CAWI).
- Quotas are used to balance the age, gender and location of respondents to roughly align with the ABS Census, currently based on the 2021 census data. The target population was based on **445,067** Tasmanian residents aged **18 years and over** (source: ABS Census, 2021). In total, a sample of **n=1,000** completed the survey, yielding overall results accurate to within **±3.10** percentage points at the **95%** confidence level.
- Weighting is then applied to the data based on age group, gender, state region (ABS SA4 regions), highest education achieved and past vote (Tasmanian House of Assembly) to ensure that balance and provide the most accurate results possible.
- The most recent Omnibus survey was conducted from **16-19 February 2026** utilising EMRS' in-house call centre and online, ensuring high levels of quality control and that the target sample sizes, and their distribution regionally, were achieved or closely achieved with low and statistically acceptable weightings.
- The sample is robust and reliable. Cross-tab analysis was carried out to ensure the robustness of the findings.
- Statistically significant results are in bold and highlighted in a dark shade of green for results that are significantly higher or red for results that is significantly lower at the 95% confidence interval.

This survey was conducted to the market and social research ISO20252:2019 standard.

TASMANIAN STATE VOTING INTENTIONS

Figure 1 – Decided Voters Supporting or Leaning towards a Major or Minor Party or an Independent



Summary:

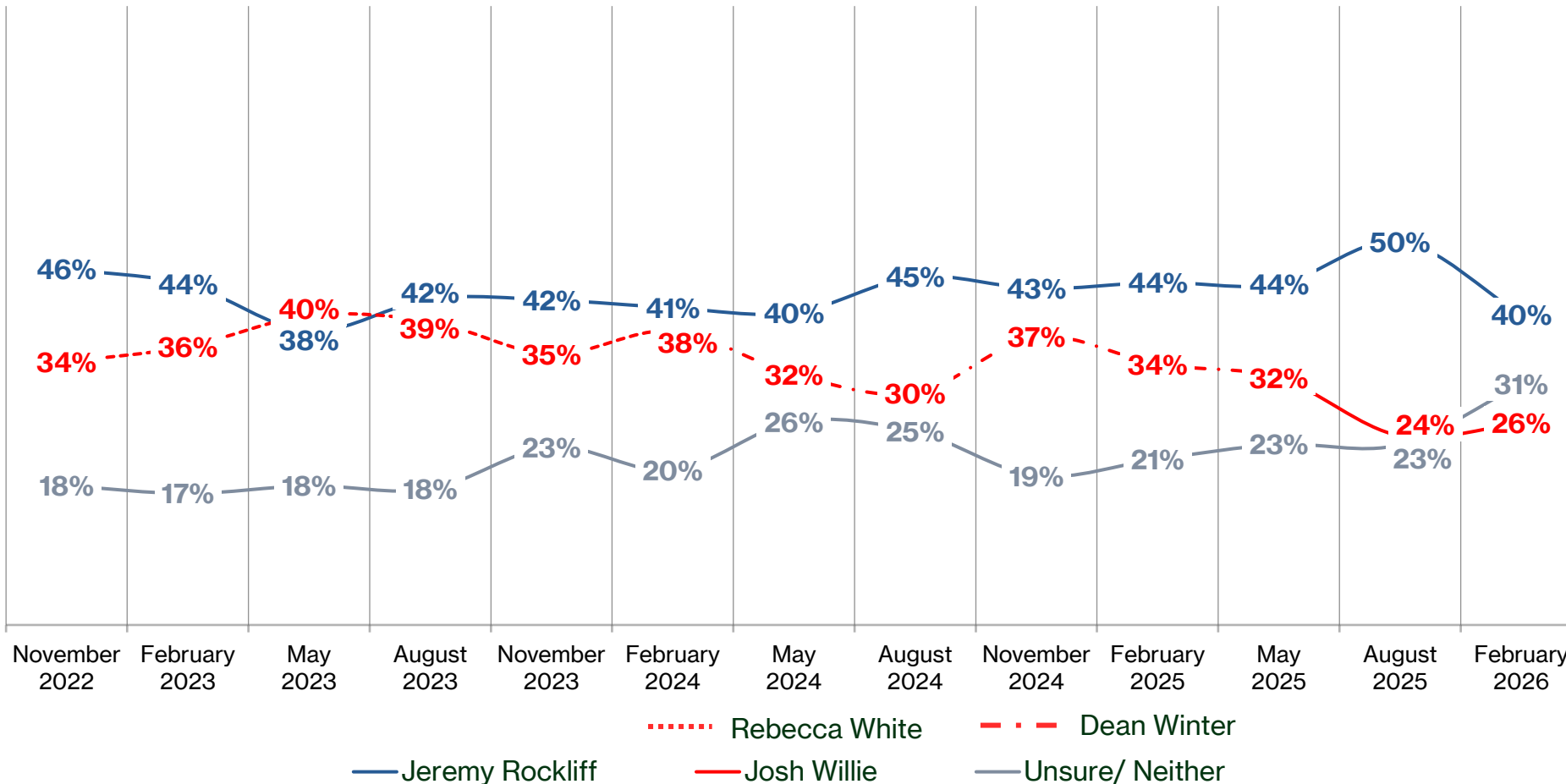
After excluding undecided voters:

- Support for the Liberal State Government has dropped to 29 per cent, down 5 points since November 2025.
- Support for Labor decreased by 2 points to 23 per cent, since November 2025.
- The Greens currently stand at 15 per cent, down 2 points since November 2025.
- Support for an independent is currently at 15 per cent, down by 4 points since November 2025.
- One Nation has indicated interest in running in the Tasmanian State elections, with an initial show of interest from respondents at 14 per cent.

Q. If the Tasmanian State Election for the House of Assembly was held today, who would you vote for? Would it be [ROTATE: the Liberal Party, the Labor Party], the Greens, an Independent, One Nation or some other minor party? If unsure, respondents were then asked a leaning question. The JLN was prompted for the first time in February 2024 in the electorates that had candidates standing at the 2024 Tasmanian state election. The JLN was prompted in all electorates in the subsequent polls until they stopped running candidates in June 2025. One Nation was added in February 2026. Respondents who were not registered to vote were removed from analysis – February 2026: n=947

TASMANIAN STATE VOTING INTENTIONS

Figure 2 – Preferred Premier of Tasmania



The proportion of voters stating a preference for Jeremy Rockliff as Preferred Premier has decreased to 40%, down 10 points since August 2025.

After the July 2025 election, and subsequent re-commencement of parliament, the Labor party had a leadership change from Dean Winter to Josh Willie.

The proportion of voters nominating Josh Willie as Preferred Premier stands at 26 per cent, up 2 points from August 2025.

The proportion of voters indicating they were unsure increased to 31% , up 8 points since August 2025.

Q. Who would you prefer to be the Premier of Tasmania? Respondents were read two options: Josh Willie and Jeremy Rockliff
 Respondents who were not registered to vote from November 2023 and onwards were removed from the analysis – February 2026: n=1,000

Favourability – Leaders

Respondents were asked how favourable they were of each person on a scale of 0 to 10 where 0 is very unfavourable and 10 is very favourable, respondents could also indicate if they were not aware of the name.

In February 2026, Rosalie Woodruff was added as the third state political party leader to the question.

Overall, Jeremy Rockliff was seen as either *favourable* (36%) or *unfavourable* (35%), Josh Willie had a higher *neutral* view (35%), and Rosalie Woodruff had no significant ratings on her first appearance in this question.

Regarding Jeremy Rockliff, males (16%) and respondents who were employed full-time (18%) were *more likely* to rate his favourability as “10 - very favourable”.

Respondents *employed full-time* (48%) or had a *household income of \$120,000 and over* (47%) were *more likely* to rate Jeremy Rockliff as *favourable*.

Looking at Josh Willie, females (14%) were *more likely* to have heard of him but were unsure how to rate him.

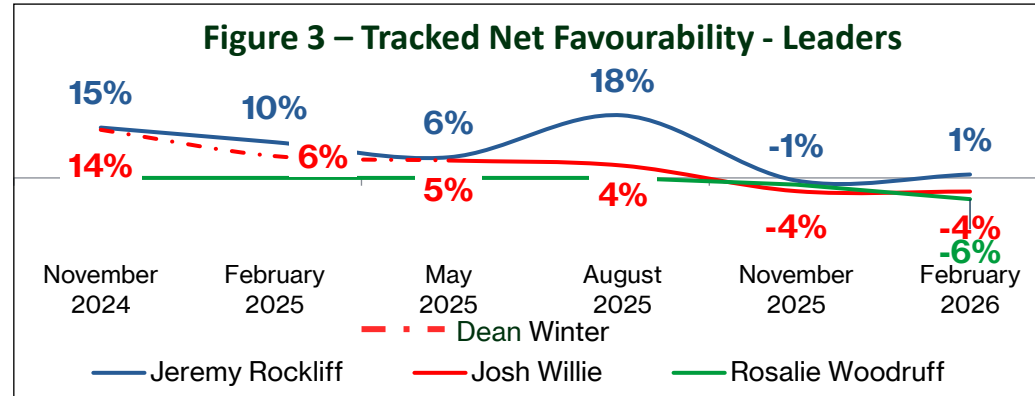
Regarding Rosalie Woodruff, males (22%) were *more likely* to rate her as “0 - very unfavourable”.

Males (38%), respondents aged 55 or older (40%), those who were *married with no children at home* (42%) were *more likely* to rate her as *unfavourable*.

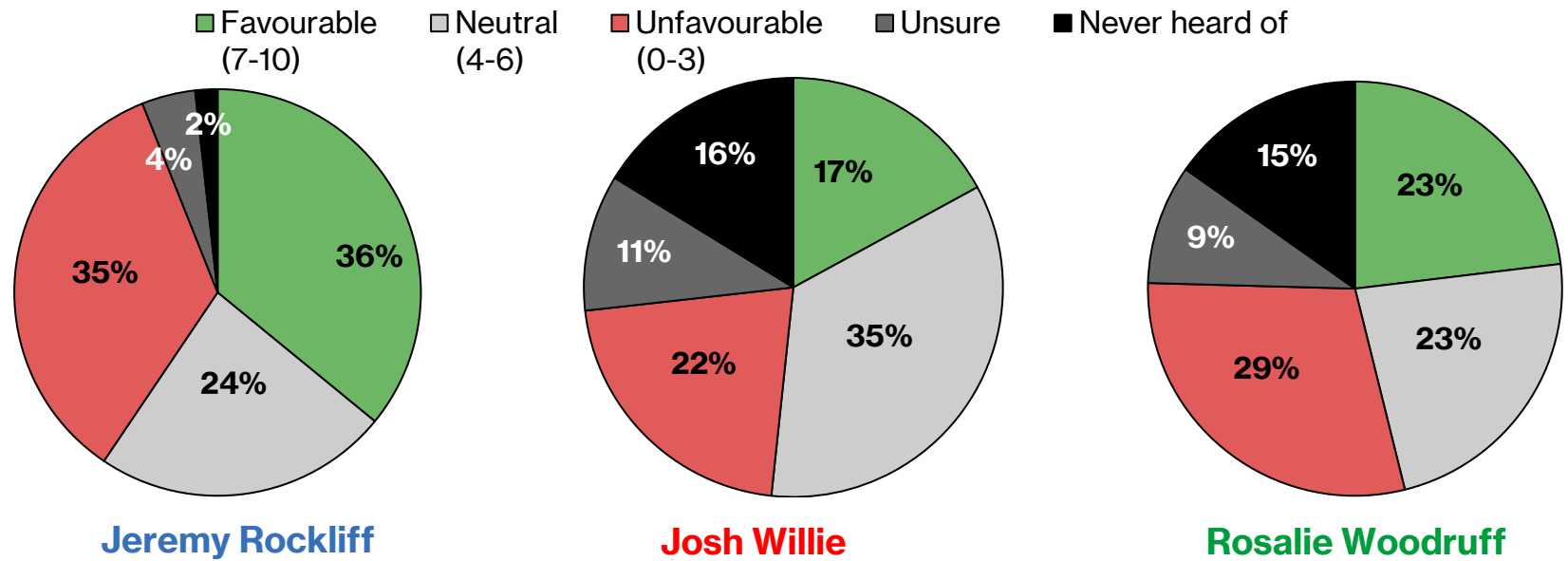
Residents in the Legislative Council electorate of Clark (38%) and the LGA of Hobart (43%) were *more likely* to rate her as *neutral*.

Those aged 35 to 44 (21%) were *more likely* to be *unsure* how to rate her.

Respondents with a Certificate III & IV Level were *more likely* to rate her “10 - very favourable” (11%) or as *favourable* (33%).



**Net Favourability†
February 2026**
Jeremy Rockliff: 1%
Josh Willie: -4%
Rosalie Woodruff: -6%



Q. I am now going to read out the names of some people who are active in public life. For each person, could you please tell me how favourable you are of them on a scale from 0 to 10 where 0 is very unfavourable and 10 is very favourable. If you do not know the name, please let me know.

†The net favourability score was arrived at by subtracting the total percentage of those who stated unfavourable from the total percentage of those who stated favourable.
 Base: All respondents (n=1,000) © 2026 EMRS | 6

*Charts may not equal 100 percent due to rounding.



emrs.com.au